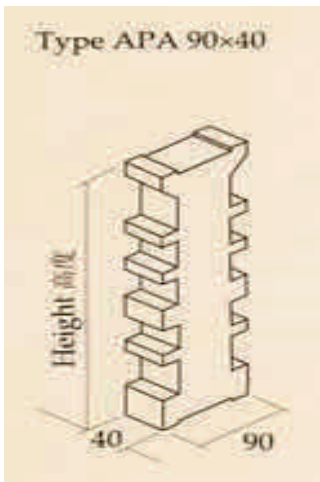

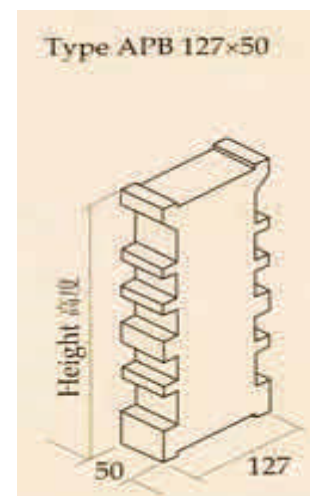


Ceramic Props , Fitting Collars and Splices

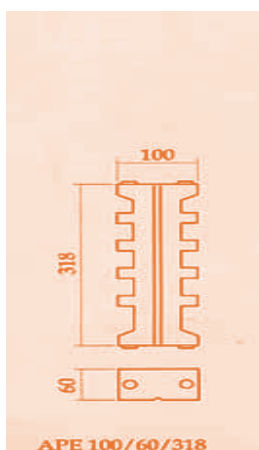
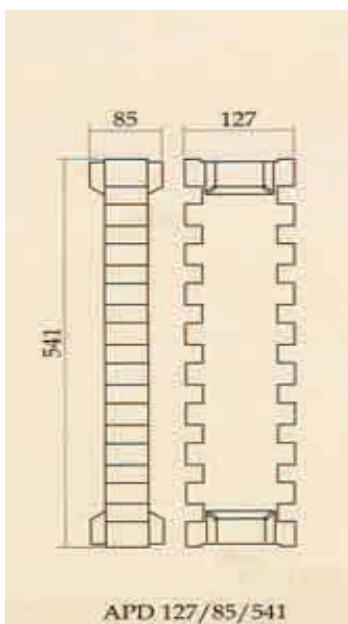
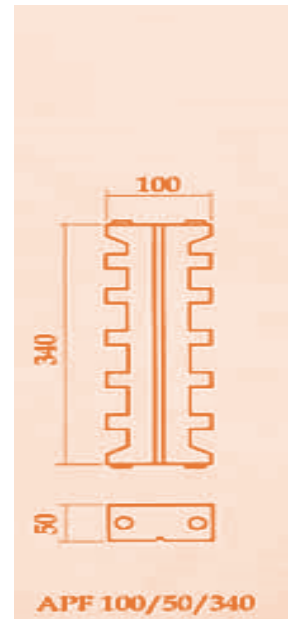

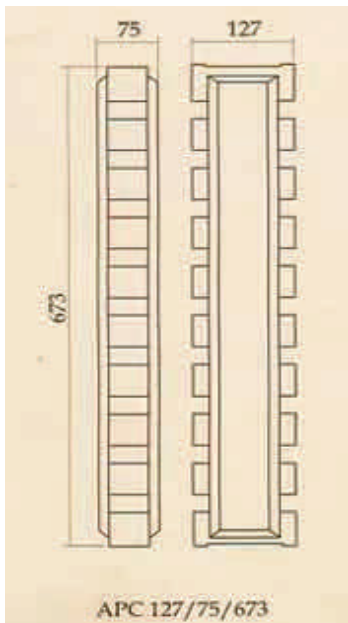


Code	Height	No of Shelves
APA180	180	3
APA215	215	2
APA255	255	5
APA265	265	5
APA280	280	4
APA292	292	5
APA305	305	5
APA320	320	5
APA330	330	5
APA355	355	4
APA380	380	7
APA405	405	7

Shelf Props



Ceramic Props , Fitting Collars and Splices

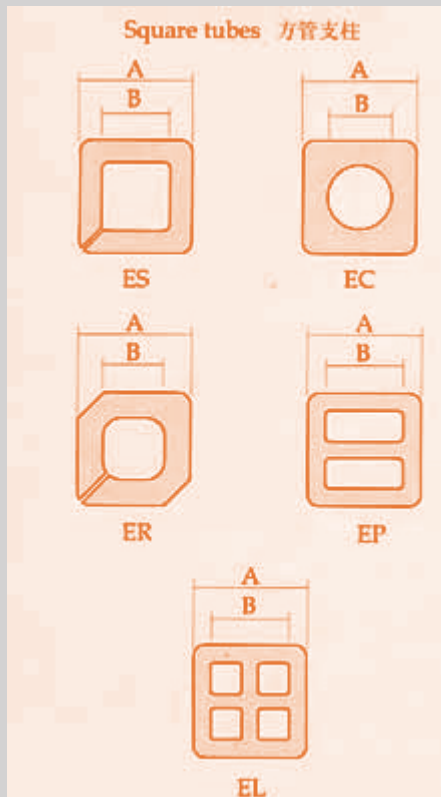


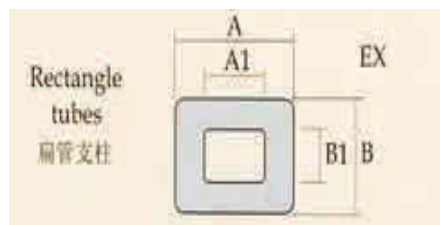
Shelf Props

Code	Height	No of shelves
APB280	280	3
APB305	305	5
APB325	325	3
APB340	340	3
APB355	355	5
APB380	380	3
APB410	410	6
APB450	450	5
APB460	460	5
APB475	475	5
APB530	530	9
APB665	665	9

Ceramic Props , Fitting Collars and Splices

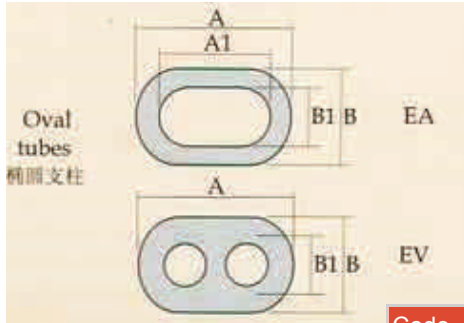
Extruded Props

	Code	Size A	Size B	Max length	Weights Kg/M
 <p>Square tubes 方管支柱</p>	ES51/31	51	31	1000	3.2
	ES65/40	65	40	1000	5.3
	ES80/45	80	45	1000	8.8
	ES95/50	95	50	1200	13.1
	ES102/38	102	38	1200	17.9
	ES102/52	102	52	1200	16.4
	ES105/59	105	59	1200	15.1
	ES125/52	125	52	1200	25.8
	ES125/55	125	55	1200	25.2
	ES137/73	137	73	1200	26.9
	ES203/102	203	102	1200	81.6
	EC28/12	28	12	800	1.3
	EC37/24	37	24	800	1.9
	EC40/16	40	16	800	2.8
	EC51/23	51	23	800	4.4
	ER70/40	70	40	1000	6.6
	ER80/50	80	50	1000	7.8
ER90/60	90	60	1000	9.0	
ER92/50	92	50	1000	11.9	
EP105/59	105	59	1500	17.3	
EL105/59	105	59	1500	18.9	



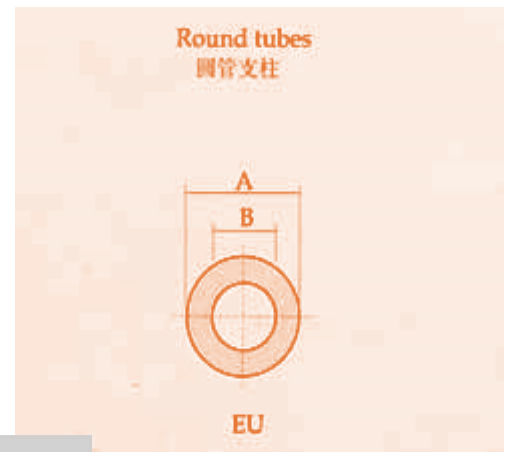
Code	Size A/A1	Size B/B1	Max length	Weights Kg/M
EX120/80	20/80	80/30	1500	15.6
EX140/90	40/70	90/40	1500	19.6
EX160/120	60/80	120/60	1500	28.8

Ceramic Props , Fitting Collars and Splices



Extruded Props

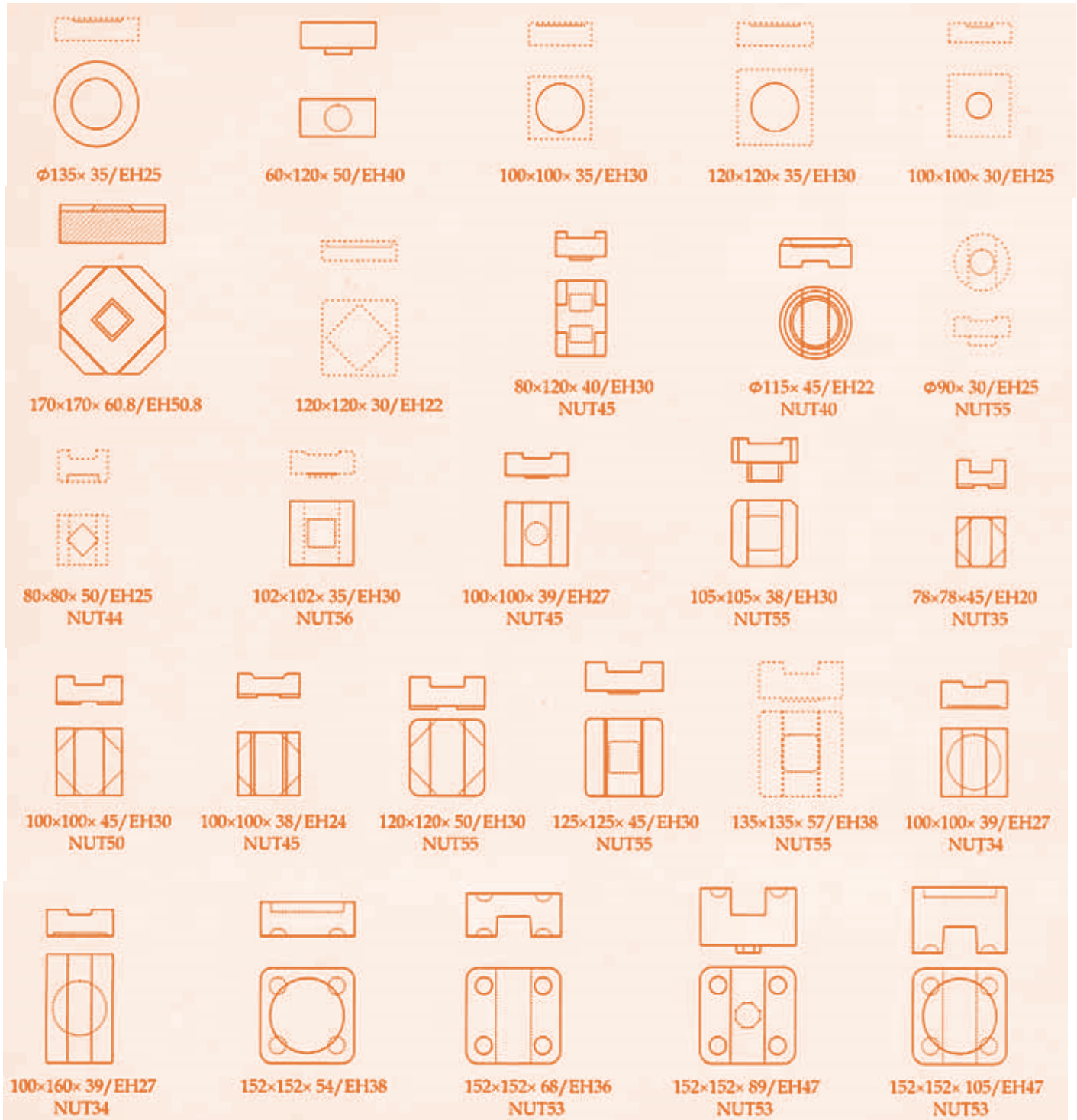
Code	Size A/A1	Size B/B1	Max length	Weights Kg/M
EA50/30	50/35	30/15	800	2.0
EA60/35	60/43	35/18	800	2.7
EA60/42	60/38	42/20	800	3.5
EA70/40	70/50	40/20	800	3.6
EV83/38	83	38/19	800	5.2
EV108/38	108	38/19	1000	7.1
EV110/60	110	60/28	1000	10.7



Code	Size A	Size B	Max length	Weights Kg/M
EU50/25	50	25	800	3.0
EU55/25	55	25	800	3.8
EU60/35	60	35	800	3.7
EU64/35	64	35	800	4.5
EU70/40	70	40	800	5.2
EU75/45	75	45	1000	5.7
EU76/38	76	38	1000	6.8
EU76/50	76	50	1000	5.1
EU80/50	80	50	1000	6.1
EU102/51	102	51	1000	12.3
EU102/60	102	60	1000	10.7
EU102/65	102	65	1000	9.7
EU112/62	112	62	1000	13.7
EU120/75	120	75	1000	13.8
EU140/100	140	100	1000	15.1

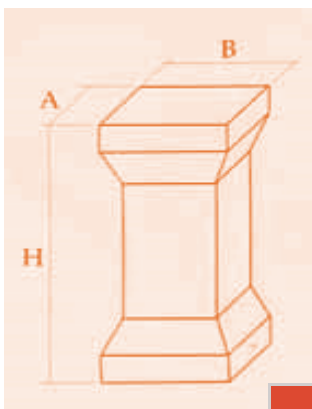
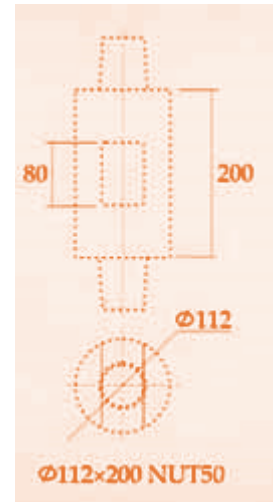
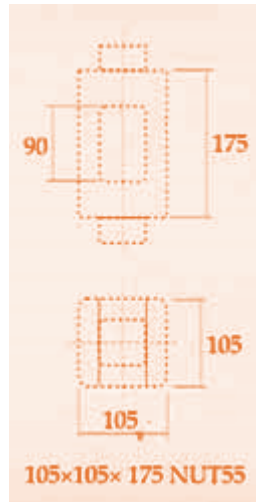
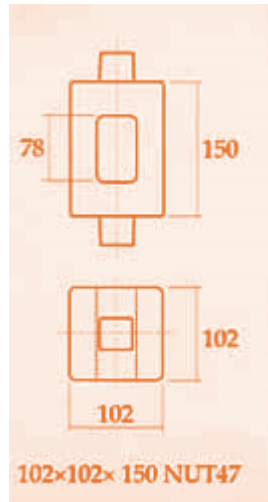
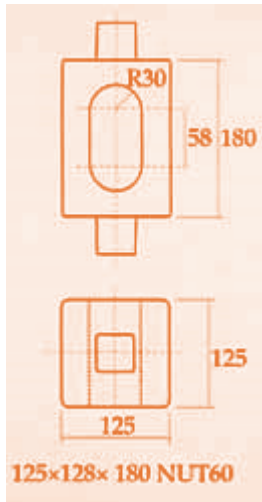
Ceramic Props , Fitting Collars and Splices

Fitting Caps / Collars



Ceramic Props , Fitting Collars and Splices

Splicers

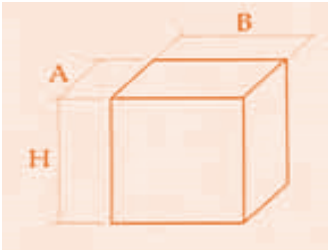


Shaped Props

Code	Dimensions			Weight kg
	A	B	H	
PH468	60	40	80	0.31
PH469	70	40	90	0.34
PH4610	80	45	100	0.41
PH4612	90	45	120	0.47
PH4613	100	45	130	0.50
PH4615	120	45	150	0.57
PH5616	140	50	160	0.65
PH5618	160	50	180	0.78
PH5620	180	50	200	0.85
PH5622	200	50	220	1.04
PH5624	240	50	240	1.12

Ceramic Props , Fitting Collars and Splices

Cubiod Props



Code	Dimensions			Weight kg
	A	B	H	
PC357	50	50	50	0.21
PC456	50	50	60	0.24
PC468	50	60	80	0.38
PC567	50	60	70	0.42
PC680	50	80	100	0.56
PC460	50	60	100	0.48

Props with stands

